

GALAS SERIES

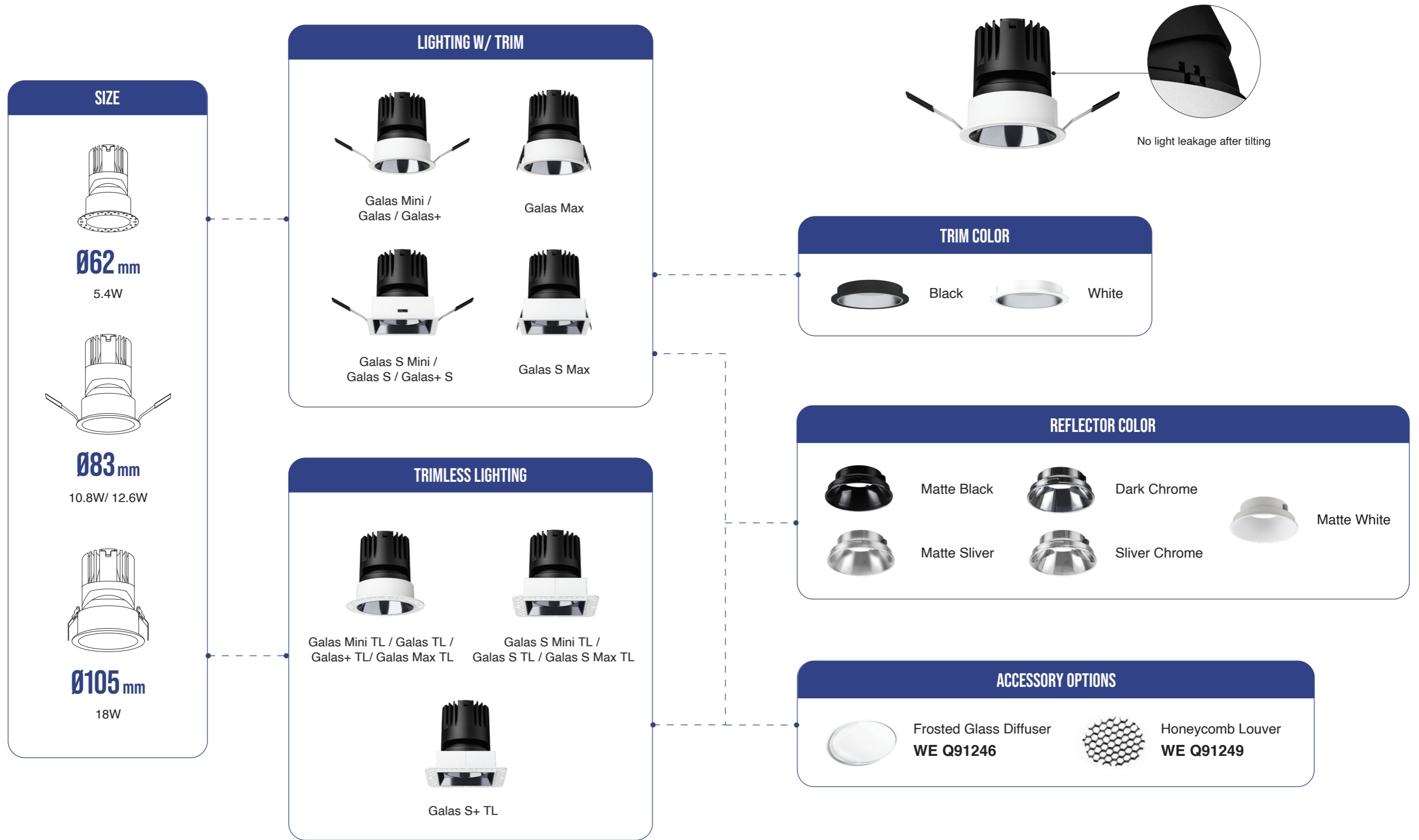
WELIGHTING
SHINE IN A BRIGHTER WAY

GALAS FAMILY

The GALAS Series is revolutionary take on traditional downlights.

Designed with innovation in mind, the GALAS series features Leakless Tilting Technology, allowing for a graceful 30-degree tilt from the center without any light leakage.

This means you can enjoy optimal performance and exceptional light quality without compromise. GALAS featuring in three sizes and various shapes, ensuring optimal performance and versatility for any space.





GALAS MINI SERIES

GALAS MINI
GALAS MINI TL
GALAS S MINI
GALAS S MINI TL

62

GALAS MINI

- Round trim, recessed downlight adjustable version
- Die-cast aluminium trim
- Anti-dazzle reflector with 5 color options
- No-tilting gap
- Easy maintenance design
- IP54 version available on request



Standard Version

WE Q31346 - Angle - **90** CRI CCT - Color

Beam Angle		CCT	Trim Color	Reflector Color
1	5	15°	W White	B Matte Black
2	4	24°	B Black	D Dark Chrome
3	6	36°		M Matte Silver
4	0	4000K		S Silver Chrome
5	5			W Matte White

COB Max. 5.4W 150mA 550lm 3000K

IP54 Version

WE Q31346C - Angle - **90** CRI CCT - Color

Beam Angle		CCT	Trim Color	Reflector Color
1	5	15°	W White	B Matte Black
2	4	24°	B Black	D Dark Chrome
3	6	36°		M Matte Silver
4	0	4000K		S Silver Chrome
5	5			W Matte White

COB Max. 5.4W 150mA 550lm 3000K



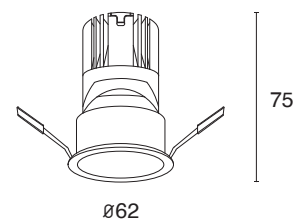
Ø55



30°



355°



Trim Color Options



Reflector Color Options



Accessory Options



GALAS MINI TL

- Round trimless, recessed downlight adjustable version
- Die-cast aluminium trim
- Anti-dazzle reflector with 5 color options
- No-tilting gap
- Easy maintenance design
- IP54 version available on request



Trimless Version

WE Q31349 - Angle - **90** CRI CCT - Color

Beam Angle		CCT		Trim Color		Reflector Color	
1	5	2	7	W	White	B	Matte Black
2	4	3	0	B	Black	D	Dark Chrome
3	6	4	0	M	Matte Silver	S	Silver Chrome
5	5			W	Matte White		

COB Max. 5.4W 150mA 550lm 3000K

IP54 Version

WE Q31349C - Angle - **90** CRI CCT - Color

Beam Angle		CCT		Trim Color		Reflector Color	
1	5	2	7	W	White	B	Matte Black
2	4	3	0	B	Black	D	Dark Chrome
3	6	4	0	M	Matte Silver	S	Silver Chrome
5	5			W	Matte White		

COB Max. 5.4W 150mA 550lm 3000K



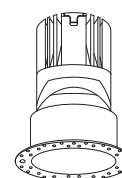
Ø55



30°



355°



75

Ø53
Ø70(kit)

Trim Color Options



Black White

Reflector Color Options



Matte Black Dark Chrome Matte Silver Silver Chrome Matte White

Accessory Options



Frosted Glass Diffuser
WE Q91246



Honeycomb Louver
WE Q91249

GALAS S MINI

- Square trim, recessed downlight adjustable version
- Die-cast aluminium trim
- Anti-dazzle reflector with 5 color options
- No-tilting gap
- Easy maintenance design
- IP54 version available on request



Standard Version

WE Q31352S - Angle - **90** - CRI - CCT - Color

Beam Angle		CCT		Trim Color		Reflector Color	
1	5	2	7	W	White	B	Matte Black
2	4	3	0	B	Black	D	Dark Chrome
3	6	4	0	M	Matte Silver	S	Silver Chrome
5	5			W	Matte White		

1 x COB Max. 5.4W 150mA 550lm 3000K

IP54 Version

WE Q31352SC - Angle - **90** - CRI - CCT - Color

Beam Angle		CCT		Trim Color		Reflector Color	
1	5	2	7	W	White	B	Matte Black
2	4	3	0	B	Black	D	Dark Chrome
3	6	4	0	M	Matte Silver	S	Silver Chrome
5	5			W	Matte White		

1 x COB Max. 5.4W 150mA 550lm 3000K



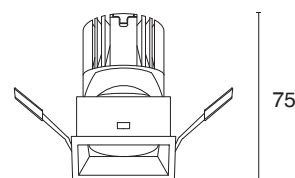
55x55



30°



355°



62x62

Standard Version

WE Q31352D - Angle - **90** - CRI - CCT - Color

Beam Angle		CCT		Trim Color		Reflector Color	
1	5	2	7	W	White	B	Matte Black
2	4	3	0	B	Black	D	Dark Chrome
3	6	4	0	M	Matte Silver	S	Silver Chrome
5	5			W	Matte White		

2 x COB Max. 5.4W 150mA 550lm 3000K

IP54 Version

WE Q31352DC - Angle - **90** - CRI - CCT - Color

Beam Angle		CCT		Trim Color		Reflector Color	
1	5	2	7	W	White	B	Matte Black
2	4	3	0	B	Black	D	Dark Chrome
3	6	4	0	M	Matte Silver	S	Silver Chrome
5	5			W	Matte White		

2 x COB Max. 5.4W 150mA 550lm 3000K



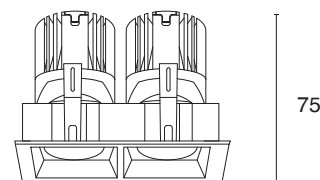
55x110



30°



355°



62x116

Trim Color Options



Reflector Color Options



Accessory Options



GALAS S MINI TL

- Square trimless, recessed downlight adjustable version
- Die-cast aluminium trim
- Anti-dazzle reflector with 5 color options
- No-tilting gap
- Easy maintenance design
- IP54 version available on request



Trimless Version

WE Q31355S -

Angle	CRI	CCT	Color
1 5	7	2700K	W
2 4	0	3000K	B
3 6	0	4000K	M
4 0	0		S
5 5			W

 - **90**

Beam Angle	CCT	Trim Color	Reflector Color
1 5 15°	2 7 2700K	W White	B Matte Black
2 4 24°	3 0 3000K	B Black	D Dark Chrome
3 6 36°	4 0 4000K		M Matte Silver
			S Silver Chrome
			W Matte White

1 x COB Max. 5.4W 150mA 550lm 3000K

IP54 Version

WE Q31355SC -

Angle	CRI	CCT	Color
1 5	7	2700K	W
2 4	0	3000K	B
3 6	0	4000K	M
4 0	0		S
5 5			W

 - **90**

Beam Angle	CCT	Trim Color	Reflector Color
1 5 15°	2 7 2700K	W White	B Matte Black
2 4 24°	3 0 3000K	B Black	D Dark Chrome
3 6 36°	4 0 4000K		M Matte Silver
			S Silver Chrome
			W Matte White

1 x COB Max. 5.4W 150mA 550lm 3000K



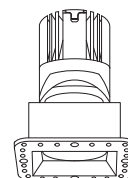
55x55



30°



355°



75

53x53
70x70(kit)

Trimless Version

WE Q31355D -

Angle	CRI	CCT	Color
1 5	7	2700K	W
2 4	0	3000K	B
3 6	0	4000K	M
4 0	0		S
5 5			W

 - **90**

Beam Angle	CCT	Trim Color	Reflector Color
1 5 15°	2 7 2700K	W White	B Matte Black
2 4 24°	3 0 3000K	B Black	D Dark Chrome
3 6 36°	4 0 4000K		M Matte Silver
			S Silver Chrome
			W Matte White

2 x COB Max. 5.4W 150mA 550lm 3000K

IP54 Version

WE Q31355DC -

Angle	CRI	CCT	Color
1 5	7	2700K	W
2 4	0	3000K	B
3 6	0	4000K	M
4 0	0		S
5 5			W

 - **90**

Beam Angle	CCT	Trim Color	Reflector Color
1 5 15°	2 7 2700K	W White	B Matte Black
2 4 24°	3 0 3000K	B Black	D Dark Chrome
3 6 36°	4 0 4000K		M Matte Silver
			S Silver Chrome
			W Matte White

2 x COB Max. 5.4W 150mA 550lm 3000K



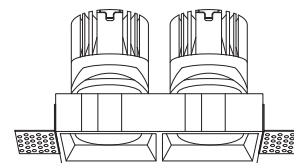
55x55



30°



355°



75

62x105
62x165(kit)

Trim Color Options



Reflector Color Options



Accessory Options





GALAS SERIES

GALAS+ SERIES

350mA 12.6W

GALAS
GALAS TL
GALAS S
GALAS S TL

GALAS+
GALAS+ TL
GALAS+ S
GALAS S+ TL

Ø

83

GALAS

- Round trim, recessed downlight adjustable version
- Die-cast aluminum trim
- Anti-dazzle reflector with 5 color options
- No-tilting gap
- Easy maintenance design
- IP54 version available on request



Standard Version

WE Q31347 - Angle - **90** - CRI CCT - Color

Beam Angle		CCT		Trim Color		Reflector Color	
1	5	2	7	W	White	B	Matte Black
2	4	3	0	B	Black	D	Dark Chrome
3	6	4	0	M	Matte Silver	S	Silver Chrome
5	5			W	Matte White		

COB Max. 10.8W 300mA 1248lm 3000K

IP54 Version

WE Q31347C - Angle - **90** - CRI CCT - Color

Beam Angle		CCT		Trim Color		Reflector Color	
1	5	2	7	W	White	B	Matte Black
2	4	3	0	B	Black	D	Dark Chrome
3	6	4	0	M	Matte Silver	S	Silver Chrome
5	5			W	Matte White		

COB Max. 10.8W 300mA 1248lm 3000K



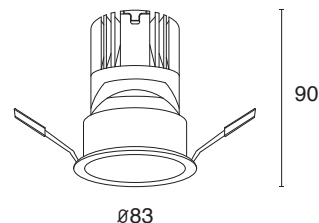
Ø75



30°



355°



Trim Color Options



Reflector Color Options



Accessory Options



GALAS TL

- Round trimless, recessed downlight adjustable version
- Die-cast aluminum trim
- Anti-dazzle reflector with 5 color options
- No-tilting gap
- Easy maintenance design
- IP54 version available on request



Trimless Version

WE Q31350 - Angle - **90** CRI CCT - Color

Beam Angle		CCT		Trim Color		Reflector Color	
1	5	2	7	W	White	B	Matte Black
2	4	3	0	B	Black	D	Dark Chrome
3	6	4	0	M	Matte Silver	S	Silver Chrome
5	5			W	Matte White		

COB Max. 10.8W 300mA 1248lm 3000K

IP54 Version

WE Q31350C - Angle - **90** CRI CCT - Color

Beam Angle		CCT		Trim Color		Reflector Color	
1	5	2	7	W	White	B	Matte Black
2	4	3	0	B	Black	D	Dark Chrome
3	6	4	0	M	Matte Silver	S	Silver Chrome
5	5			W	Matte White		

COB Max. 10.8W 300mA 1248lm 3000K



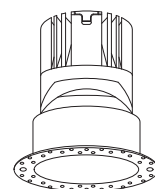
Ø75



30°



355°



90

Ø71
Ø95(kit)

Trim Color Options



Black White

Reflector Color Options



Matte Black Dark Chrome Matte Silver Silver Chrome Matte White

Accessory Options



Frosted Glass Diffuser WE Q91246 Honeycomb Louver WE Q91249

GALAS S

- Square trim, recessed downlight adjustable version
- Die-cast aluminum trim
- Anti-dazzle reflector with 5 color options
- No-tilting gap
- Easy maintenance design
- IP54 version available on request



Standard Version

WE Q31353S - Angle - **90** - CRI - CCT - Color

Beam Angle		CCT		Trim Color		Reflector Color	
1	5	2	7	W	White	B	Matte Black
2	4	3	0	B	Black	D	Dark Chrome
3	6	4	0	M	Matte Silver	S	Silver Chrome
5	5			W	Matte White		

1 x COB Max. 10.8W 300mA 1248lm 3000K

IP54 Version

WE Q31353SC - Angle - **90** - CRI - CCT - Color

Beam Angle		CCT		Trim Color		Reflector Color	
1	5	2	7	W	White	B	Matte Black
2	4	3	0	B	Black	D	Dark Chrome
3	6	4	0	M	Matte Silver	S	Silver Chrome
5	5			W	Matte White		

1 x COB Max. 10.8W 300mA 1248lm 3000K



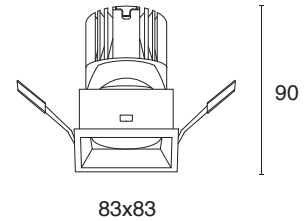
75x75



30°



355°



Standard Version

WE Q31353D - Angle - **90** - CRI - CCT - Color

Beam Angle		CCT		Trim Color		Reflector Color	
1	5	2	7	W	White	B	Matte Black
2	4	3	0	B	Black	D	Dark Chrome
3	6	4	0	M	Matte Silver	S	Silver Chrome
5	5			W	Matte White		

2 x COB Max. 10.8W 300mA 1248lm 3000K

IP54 Version

WE Q31353DC - Angle - **90** - CRI - CCT - Color

Beam Angle		CCT		Trim Color		Reflector Color	
1	5	2	7	W	White	B	Matte Black
2	4	3	0	B	Black	D	Dark Chrome
3	6	4	0	M	Matte Silver	S	Silver Chrome
5	5			W	Matte White		

2 x COB Max. 10.8W 300mA 1248lm 3000K



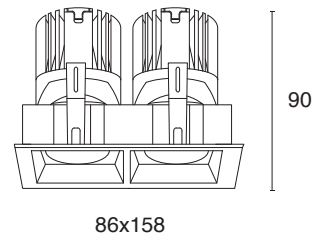
75x150



30°



355°



Trim Color Options



Reflector Color Options



Accessory Options



GALAS S TL

- Square trimless, recessed downlight adjustable version
- Die-cast aluminum trim
- Anti-dazzle reflector with 5 color options
- No-tilting gap
- Easy maintenance design
- IP54 version available on request



Trimless Version

WE Q31356S -

Angle	CRI	CCT	Color
1 5	2 7	3 0	4 0

 - **90**

Beam Angle	CCT	Trim Color	Reflector Color
1 5 15°	2 7 2700K	W White	B Matte Black
2 4 24°	3 0 3000K	B Black	D Dark Chrome
3 6 36°	4 0 4000K	M Matte Silver	S Silver Chrome
5 5 55°		W Matte White	

1 x COB Max. 10.8W 300mA 1248lm 3000K

IP54 Version

WE Q31356SC -

Angle	CRI	CCT	Color
1 5	2 7	3 0	4 0

 - **90**

Beam Angle	CCT	Trim Color	Reflector Color
1 5 15°	2 7 2700K	W White	B Matte Black
2 4 24°	3 0 3000K	B Black	D Dark Chrome
3 6 36°	4 0 4000K	M Matte Silver	S Silver Chrome
5 5 55°		W Matte White	

1 x COB Max. 10.8W 300mA 1248lm 3000K



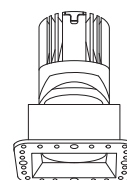
75x75



30°



355°



90

72x72
98x98(kit)

Trimless Version

WE Q31356D -

Angle	CRI	CCT	Color
1 5	2 7	3 0	4 0

 - **90**

Beam Angle	CCT	Trim Color	Reflector Color
1 5 15°	2 7 2700K	W White	B Matte Black
2 4 24°	3 0 3000K	B Black	D Dark Chrome
3 6 36°	4 0 4000K	M Matte Silver	S Silver Chrome
5 5 55°		W Matte White	

2 x COB Max. 10.8W 300mA 1248lm 3000K

IP54 Version

WE Q31356DC -

Angle	CRI	CCT	Color
1 5	2 7	3 0	4 0

 - **90**

Beam Angle	CCT	Trim Color	Reflector Color
1 5 15°	2 7 2700K	W White	B Matte Black
2 4 24°	3 0 3000K	B Black	D Dark Chrome
3 6 36°	4 0 4000K	M Matte Silver	S Silver Chrome
5 5 55°		W Matte White	

2 x COB Max. 10.8W 300mA 1248lm 3000K



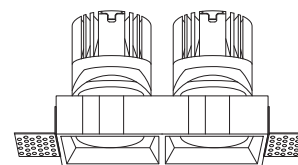
75x75



30°



355°



90

72x115
72x205(kit)

Trim Color Options



Reflector Color Options



Accessory Options



GALAS+

- Round trim, recessed downlight adjustable version
- Die-cast aluminum trim
- Anti-dazzle reflector with 5 color options
- No-tilting gap
- Easy maintenance design
- IP54 version available on request



Standard Version

WE Q31447 - Angle - **90** CRI CCT - Color

Beam Angle		CCT	Trim Color	Reflector Color
1	5	15°	W White	B Matte Black
2	4	24°	B Black	D Dark Chrome
3	6	36°		M Matte Silver
4	0	4000K		S Silver Chrome
5	5	55°		W Matte White

COB Max. 12.6W 350mA 1248lm 3000K

IP54 Version

WE Q31447C - Angle - **90** CRI CCT - Color

Beam Angle		CCT	Trim Color	Reflector Color
1	5	15°	W White	B Matte Black
2	4	24°	B Black	D Dark Chrome
3	6	36°		M Matte Silver
4	0	4000K		S Silver Chrome
5	5	55°		W Matte White

COB Max. 12.6W 350mA 1248lm 3000K



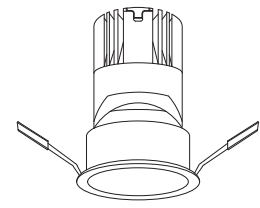
Ø75



30°



355°



104

Ø83

Trim Color Options



Reflector Color Options



Accessory Options



GALAS+ TL

- Round trimless, recessed downlight adjustable version
- Die-cast aluminum trim
- Anti-dazzle reflector with 5 color options
- No-tilting gap
- Easy maintenance design
- IP54 version available on request



Trimless Version

WE Q31450 - Angle - **90** CRI CCT - Color

Beam Angle		CCT	Trim Color	Reflector Color
1	5	2700K	W White	B Matte Black
2	4	3000K	B Black	D Dark Chrome
3	6	4000K		M Matte Silver
5	5			S Silver Chrome
				W Matte White

COB Max. 12.6W 350mA 1248lm 3000K

IP54 Version

WE Q31450C - Angle - **90** CRI CCT - Color

Beam Angle		CCT	Trim Color	Reflector Color
1	5	2700K	W White	B Matte Black
2	4	3000K	B Black	D Dark Chrome
3	6	4000K		M Matte Silver
5	5			S Silver Chrome
				W Matte White

COB Max. 12.6W 350mA 1248lm 3000K



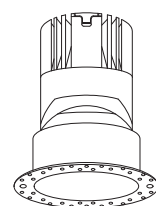
Ø75



30°



355°



104

Ø71
Ø95(kit)

Trim Color Options



Black White

Reflector Color Options



Black Dark Chrome Matte Silver Silver Chrome Matte White

Accessory Options



Frosted Glass Diffuser WE Q91246
Honeycomb Louver WE Q91249

GALAS+ S

- Square trim, recessed downlight adjustable version
- Die-cast aluminum trim
- Anti-dazzle reflector with 5 color options
- No-tilting gap
- Easy maintenance design
- IP54 version available on request



Standard Version

WE Q31453S - Angle - **90** - CRI CCT - Color

Beam Angle		CCT		Trim Color		Reflector Color			
1	5	15°	2	7	2700K	W	White	B	Matte Black
2	4	24°	3	0	3000K	B	Black	D	Dark Chrome
3	6	36°	4	0	4000K	M	Matte Silver	S	Silver Chrome
5	5	55°			W	Matte White			

1 x COB Max. 12.6W 350mA 1248lm 3000K

IP54 Version

WE Q31453SC - Angle - **90** - CRI CCT - Color

Beam Angle		CCT		Trim Color		Reflector Color			
1	5	15°	2	7	2700K	W	White	B	Matte Black
2	4	24°	3	0	3000K	B	Black	D	Dark Chrome
3	6	36°	4	0	4000K	M	Matte Silver	S	Silver Chrome
5	5	55°			W	Matte White			

1 x COB Max. 12.6W 350mA 1248lm 3000K



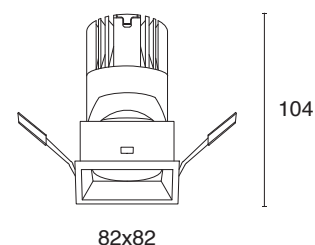
75x75



30°



355°



Standard Version

WE Q31453D - Angle - **90** - CRI CCT - Color

Beam Angle		CCT		Trim Color		Reflector Color			
1	5	15°	2	7	2700K	W	White	B	Matte Black
2	4	24°	3	0	3000K	B	Black	D	Dark Chrome
3	6	36°	4	0	4000K	M	Matte Silver	S	Silver Chrome
5	5	55°			W	Matte White			

2 x COB Max. 12.6W 350mA 1248lm 3000K

IP54 Version

WE Q31453DC - Angle - **90** - CRI CCT - Color

Beam Angle		CCT		Trim Color		Reflector Color			
1	5	15°	2	7	2700K	W	White	B	Matte Black
2	4	24°	3	0	3000K	B	Black	D	Dark Chrome
3	6	36°	4	0	4000K	M	Matte Silver	S	Silver Chrome
5	5	55°			W	Matte White			

2 x COB Max. 12.6W 350mA 1248lm 3000K



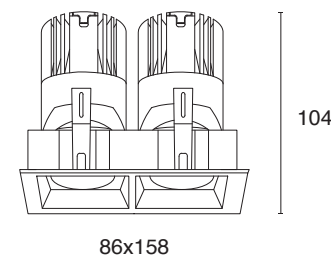
75x150



30°



355°



Trim Color Options



Black White

Reflector Color Options



Matte Black Dark Chrome Matte Silver Silver Chrome Matte White

Accessory Options



Frosted Glass Diffuser WE Q91246
Honeycomb Louver WE Q91249

GALAS+ S TL

- Square trimless, recessed downlight adjustable version
- Die-cast aluminum trim
- Anti-dazzle reflector with 5 color options
- No-tilting gap
- Easy maintenance design
- IP54 version available on request



Trimless Version

WE Q31456S - Angle - **90** - CRI CCT - Color

Beam Angle		CCT		Trim Color		Reflector Color	
1	5	2	7	W	White	B	Matte Black
2	4	3	0	B	Black	D	Dark Chrome
3	6	4	0	M	Matte Silver	S	Silver Chrome
5	5			W	Matte White		

1 x COB Max. 10.8W 300mA 1248lm 3000K

IP54 Version

WE Q31456SC - Angle - **90** - CRI CCT - Color

Beam Angle		CCT		Trim Color		Reflector Color	
1	5	2	7	W	White	B	Matte Black
2	4	3	0	B	Black	D	Dark Chrome
3	6	4	0	M	Matte Silver	S	Silver Chrome
5	5			W	Matte White		

1 x COB Max. 10.8W 300mA 1248lm 3000K



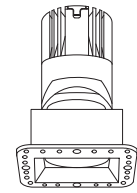
75x75



30°



355°



104

72x72
98x98(kit)

Trimless Version

WE Q31456D - Angle - **90** - CRI CCT - Color

Beam Angle		CCT		Trim Color		Reflector Color	
1	5	2	7	W	White	B	Matte Black
2	4	3	0	B	Black	D	Dark Chrome
3	6	4	0	M	Matte Silver	S	Silver Chrome
5	5			W	Matte White		

1 x COB Max. 10.8W 300mA 1248lm 3000K

IP54 Version

WE Q31456DC - Angle - **90** - CRI CCT - Color

Beam Angle		CCT		Trim Color		Reflector Color	
1	5	2	7	W	White	B	Matte Black
2	4	3	0	B	Black	D	Dark Chrome
3	6	4	0	M	Matte Silver	S	Silver Chrome
5	5			W	Matte White		

2 x COB Max. 10.8W 300mA 1248lm 3000K



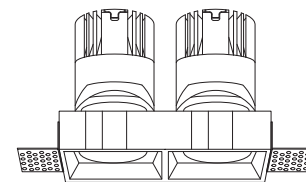
72x150



30°



355°



104

72x115
72x205(kit)

Trim Color Options



Black White

Reflector Color Options



Matte Black Dark Chrome Matte Silver Silver Chrome Matte White

Accessory Options



Frosted Glass Diffuser WE Q91246 Honeycomb Louver WE Q91249



GALAS MAX SERIES

GALAS MAX
GALAS MAX TL
GALAS S MAX
GALAS S MAX TL

105

GALAS MAX

- Round trim, recessed downlight adjustable version
- Die-cast aluminum trim
- Anti-dazzle reflector with 5 color options
- No-tilting gap
- Easy maintenance design
- IP54 version available on request



Standard Version

WE Q31348 - Angle - **90** CRI CCT - Color

Beam Angle		CCT		Trim Color		Reflector Color			
1	5	15°	2	7	2700K	W	White	B	Matte Black
2	4	24°	3	0	3000K	B	Black	D	Dark Chrome
3	6	36°	4	0	4000K	M	Matte Silver	S	Silver Chrome
5	5	55°					W	Matte White	

COB Max. 18W 500mA 1762lm 3000K

IP54 Version

WE Q31348C - Angle - **90** CRI CCT - Color

Beam Angle		CCT		Trim Color		Reflector Color			
1	5	15°	2	7	2700K	W	White	B	Matte Black
2	4	24°	3	0	3000K	B	Black	D	Dark Chrome
3	6	36°	4	0	4000K	M	Matte Silver	S	Silver Chrome
5	5	55°					W	Matte White	

COB Max. 18W 500mA 1762lm 3000K



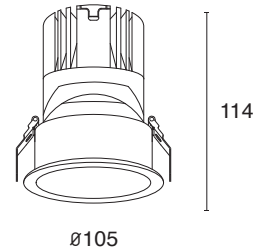
Ø95



30°



355°



Trim Color Options



Reflector Color Options



Accessory Options



GALAS MAX TL

- Round trimless, recessed downlight adjustable version
- Die-cast aluminum trim
- Anti-dazzle reflector with 5 color options
- No-tilting gap
- Easy maintenance design
- IP54 version available on request



Trimless Version

WE Q31351 - Angle - **90** CRI CCT - Color

Beam Angle		CCT		Trim Color	Reflector Color				
1	5	15°	2	7	2700K	W	White	B	Matte Black
2	4	24°	3	0	3000K	B	Black	D	Dark Chrome
3	6	36°	4	0	4000K	M	Matte Silver	S	Silver Chrome
5	5	55°				W	Matte White		

COB Max. 18W 500mA 1762lm 3000K

IP54 Version

WE Q31351C - Angle - **90** CRI CCT - Color

Beam Angle		CCT		Trim Color	Reflector Color				
1	5	15°	2	7	2700K	W	White	B	Matte Black
2	4	24°	3	0	3000K	B	Black	D	Dark Chrome
3	6	36°	4	0	4000K	M	Matte Silver	S	Silver Chrome
5	5	55°				W	Matte White		

COB Max. 18W 500mA 1762lm 3000K



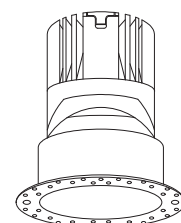
Ø95



30°



355°



114

Ø92
Ø120(kit)

Trim Color Options



Reflector Color Options



Accessory Options



GALAS S MAX

- Square trim, recessed downlight adjustable version
- Die-cast aluminum trim
- Anti-dazzle reflector with 5 color options
- No-tilting gap
- Easy maintenance design
- IP54 version available on request



Standard Version

WE Q31354S - Angle - **90** - CRI CCT - Color

Beam Angle		CCT		Trim Color		Reflector Color	
1	5	2	7	W	White	B	Matte Black
2	4	3	0	B	Black	D	Dark Chrome
3	6	4	0	M	Matte Silver	S	Silver Chrome
5	5			W	Matte White		

1 x COB Max. 18W 500mA 1762lm 3000K

IP54 Version

WE Q31354SC - Angle - **90** - CRI CCT - Color

Beam Angle		CCT		Trim Color		Reflector Color	
1	5	2	7	W	White	B	Matte Black
2	4	3	0	B	Black	D	Dark Chrome
3	6	4	0	M	Matte Silver	S	Silver Chrome
5	5			W	Matte White		

1 x COB Max. 18W 500mA 1762lm 3000K



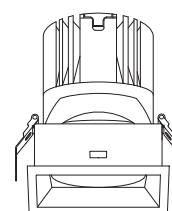
95x95



30°



355°



114

103x103

Standard Version

WE Q31354D - Angle - **90** - CRI CCT - Color

Beam Angle		CCT		Trim Color		Reflector Color	
1	5	2	7	W	White	B	Matte Black
2	4	3	0	B	Black	D	Dark Chrome
3	6	4	0	M	Matte Silver	S	Silver Chrome
5	5			W	Matte White		

2 x COB Max. 18W 500mA 1762lm 3000K

IP54 Version

WE Q31354DC - Angle - **90** - CRI CCT - Color

Beam Angle		CCT		Trim Color		Reflector Color	
1	5	2	7	W	White	B	Matte Black
2	4	3	0	B	Black	D	Dark Chrome
3	6	4	0	M	Matte Silver	S	Silver Chrome
5	5			W	Matte White		

2 x COB Max. 18W 500mA 1762lm 3000K



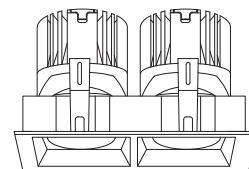
95x190



30°



355°



114

107x198

Trim Color Options



B **W**
Black White

Reflector Color Options



B **D** **M** **S** **W**
Matte Black Dark Chrome Matte Silver Silver Chrome Matte White

Accessory Options



Frosted Glass Diffuser
WE Q91246



Honeycomb Louver
WE Q91249

GALAS S MAX TL

- Square trimless, recessed downlight adjustable version
- Die-cast aluminum trim
- Anti-dazzle reflector with 5 color options
- No-tilting gap
- Easy maintenance design
- IP54 version available on request



Trimless Version

WE Q31357S - Angle - **90** - CRI CCT - Color

Beam Angle		CCT		Trim Color		Reflector Color	
1	5	2	7	W	White	B	Matte Black
2	4	3	0	B	Black	D	Dark Chrome
3	6	4	0	M	Matte Silver	S	Silver Chrome
5	5			W	Matte White		

1 x COB Max. 18W 500mA 1762lm 3000K

IP54 Version

WE Q31357SC - Angle - **90** - CRI CCT - Color

Beam Angle		CCT		Trim Color		Reflector Color	
1	5	2	7	W	White	B	Matte Black
2	4	3	0	B	Black	D	Dark Chrome
3	6	4	0	M	Matte Silver	S	Silver Chrome
5	5			W	Matte White		

1 x COB Max. 18W 500mA 1762lm 3000K



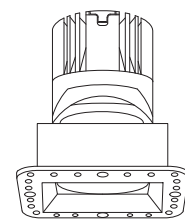
95x95



30°



355°



114

90x90
120x120(kit)

Trimless Version

WE Q31357D - Angle - **90** - CRI CCT - Color

Beam Angle		CCT		Trim Color		Reflector Color	
1	5	2	7	W	White	B	Matte Black
2	4	3	0	B	Black	D	Dark Chrome
3	6	4	0	M	Matte Silver	S	Silver Chrome
5	5			W	Matte White		

2 x COB Max. 18W 500mA 1762lm 3000K

IP54 Version

WE Q31357DC - Angle - **90** - CRI CCT - Color

Beam Angle		CCT		Trim Color		Reflector Color	
1	5	2	7	W	White	B	Matte Black
2	4	3	0	B	Black	D	Dark Chrome
3	6	4	0	M	Matte Silver	S	Silver Chrome
5	5			W	Matte White		

2 x COB Max. 18W 500mA 1762lm 3000K



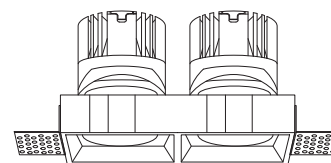
95x190



30°



355°



114

91x182
91x242(kit)

Trim Color Options



B White
Black

Reflector Color Options



B Matte Black
D Dark Chrome
M Matte Silver
S Silver Chrome
W Matte White

Accessory Options



Frosted Glass Diffuser
WE Q91246



Honeycomb Louver
WE Q91249

Compatible Drivers

GALAS MINI/ GALAS MINI TL/ GALAS S MINI/ GALAS S MINI TL — Ø 62

Order Code	Driving Power	Output Current	Wiring Box Dimensions L x W x H (mm)	Required Cut Hole (mm)
<i>TD EG-150mA-8N-LS1 (15A)</i>	4.5-6.3W	150mA	200 x 54 x 41	Ø65 Access panel required
<i>TD LT-100.400mA-12A-SE (16A)</i>	1.5-6.3W	150mA 1-10V dimmable	260 x 54 x 41	Ø65 Access panel required

GALAS/ GALAS TL/ GALAS S/ GALAS S TL — Ø 83

Order Code	Driving Power	Output Current	Wiring Box Dimensions L x W x H (mm)	Required Cut Hole (mm)
<i>TD EG-300mA-12N-LS2 (15A)</i>	9-12.6W	300mA	200 x 54 x 41	Ø65
<i>TD LT-100.400mA-12A-SE (16A)</i>	4.2-12W	300mA 1-10V dimmable	260 x 54 x 41	Ø65

GALAS+/ GALAS+ TL/ GALAS+ S/ GALAS+ S TL — Ø 83

Order Code	Driving Power	Output Current	Wiring Box Dimensions L x W x H (mm)	Required Cut Hole (mm)
<i>TD EG-350mA-12N-LSE (15A)</i>	10.4-14W	350mA	200 x 54 x 41	Ø65
<i>TD LT-100.700mA-20A-NE (16A)</i>	3.5-14.7W	350mA 1-10V dimmable	260 x 54 x 41	Ø65

GALAS MAX/ GALAS MAX TL/ GALAS S MAX/ GALAS S MAX TL — Ø 105

Order Code	Driving Power	Output Current	Wiring Box Dimensions L x W x H (mm)	Required Cut Hole (mm)
<i>TD EG-500mA-21N-LS9 (16A)</i>	12-21W	500mA	200 x 54 x 41	Ø65
<i>TD LT-100.700mA-20A-NE(16A)</i>	2-36W	500mA 1-10V dimmable	260 x 54 x 41	Ø65

Accessory Options



Frosted Glass Diffuser
WE Q91246



Honeycomb Louver
WE Q91249



www.welighting.com



WELIGHTING



+852 2359 9866



mail@welighting.com



Unit 01-07, 22/F, CEO Tower,
77 Wing Hong Street, Lai Chi Kok, Hong Kong

WELIGHTING

www.welighting.com

© 2024 We Lighting Ltd. All rights reserved.